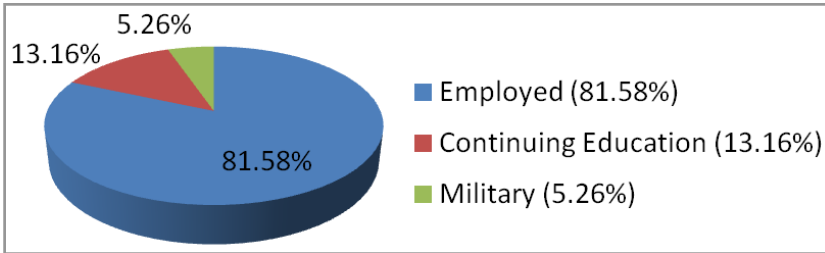


# 2009-2010 Teaching Undergraduate Employment


## Teaching Graduates Employment Summary



Total Teaching Graduates	68
Total Teaching Respondents	38
Teaching Response Rate	55.88%
Employed	81.58%
Continuing Education	13.16%
Military	5.26%
Still Seeking	0%

For the purpose of this report, the following departments will not be included in this section as no teaching graduates were reported: Business and Economics, Communicating Arts, Human Behavior, Justice, & Diversity, Social Inquiry, and Natural Science

## Current Work Related to Major\*



(\* Analyzed and interpreted by Career Services staff)

## Teaching Grad Salary Range by Department

### Educational Leadership

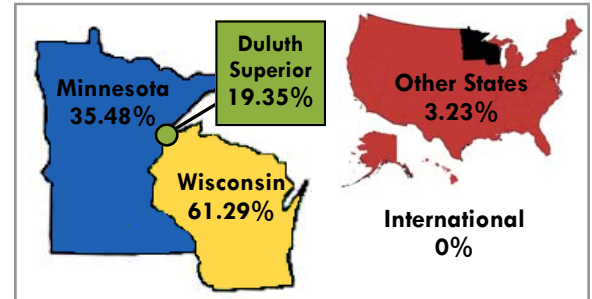
\$19,000-29,500  
 Mean Salary = \$25,833

### Health & Human Performance

\$34,800  
 Mean Salary = \$34,800

*\*No data available for the following departments:  
 Math & Computer Science,  
 Music, Visual Art, World  
 Languages & Cultures*

## Employment By State



## Sample of Job Titles and Employing Schools of Teaching Graduates

Coach	Baraboo School District	Northwoods School District
English Teacher	Carlton County School District	Proctor School District
General Music Teacher	Chileda Institute	Rhineland School District
Kindergarten Teacher	Drummond School District	Rice Lake School District
Leisure Education Teacher	Duluth School District	Sauk Rapids-Rice PSD
Library Media Specialist	Edison Charter Schools	Siren School District
Mentor/Tutor	Hayward School District	Slinger Middle School
Physical Education Teacher	Kinderberry Health Childcare	Superior Cathedral School
School Readiness Teacher	Luck School District	St. Louis School District
Sixth Grade Science Teacher	Marinette School District	Superior School District
Special Education	Menominee Indian SD	Tomahawk School District
Substitute Teacher	Moose Lake High School	Willow River School

## Teaching Grad Response Rates by Dept.

Department	Teaching Grads	Total Responses	Response Rate
Educational Leadership	35	19	54.29%
Health & Human Performance	26	14	53.85%
Math & Computer Science	1	1	100%
Music	2	2	100%
Visual Art	2	1	50%
World Languages, Literature, & Cultures	2	1	50%