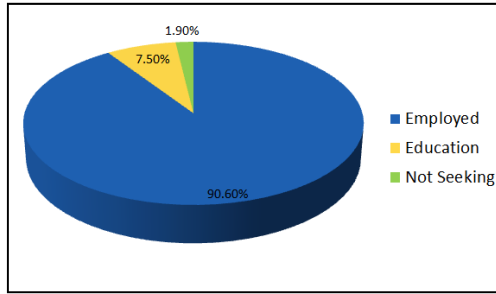


Teaching Graduates Summary



Total Teaching Graduates	74
Total Teaching Respondents	53
Teaching Response Rate	72%
Employed	90.6%
Continuing Education	7.5%
Military	0%
Still Seeking	0%
Not Seeking	1.9%

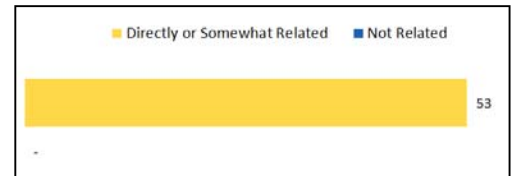
Teaching Grad Salary Range by Department

Educational Leadership (Elem. Ed.)	World Lang., Lit., and Culture
\$9,000-\$35,000 Avg. Salary = \$25,200	\$32,000-\$33,840, Avg. Salary = \$32,920
Math \$ 33,309 (1 student reported)	<i>*No data available for the following departments: Health & Human Perf., Music, Natural Sciences, and Social Inquiry</i>

Data Collection

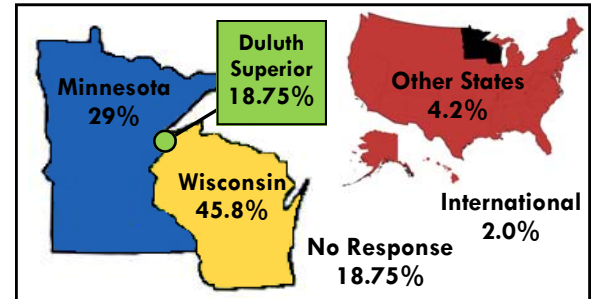
The data presented represents the employment status of those reported students who received undergraduate degrees between Dec. 2011 and Aug. 2012. Employment status information was collected by Career Services through April 2013 using self-reporting surveys, faculty/departmental reports, clearinghouse data, social media, and telephone responses.

Current Work Related to Major*



(*) Analyzed and interpreted by Career Services staff

Employment By State



Sample of Job Titles and Employing Schools of Teaching Graduates

1st, 2nd, 5th Grade Teacher	Alternative Learning Center	Northern Lights Elementary
Early Childhood Teacher	Anoka-Hennepin District	Northwood School District
Daycare provider	Casa Grande School District	Reedsburg School District
Head Soccer Coach	Baldwin-Woodville District	Rhinelander School District
Kindergarten Teacher	Ellsworth School District	Stanley/Boyd School District
Language Arts/Spanish Teacher	Eveleth Gilbert School District	St. Mary Catholic School
Long-term Substitute	Ladysmith school district	Superior Public Schools
Math Teacher	Merrill Charter School	Wayzata Public School
Substitute Teacher	Newton International School	Wrenshall Public Schools

Teaching Grad Response Rates by Dept.

Department	Teaching Grads	Total Responses	% Employed	% Cont. Education	% Still Seeking	% Other	Response Rate
Educational Leadership (Elementary Educ.)	50	36	89% (32)	8.3% (3)	0%	2.7% (1)	72%
Health & Human Performance	6	4	100% (4)	0%	0%	0%	67%
Math	4	3	100% (3)	0%	0%	0%	75%
Music	3	2	50% (1)	50% (1)	0%	0%	67%
Natural Sciences	2	1	100% (1)	0%	0%	0%	50%
Social Inquiry	5	4	100% (4)	0%	0%	0%	80%
World Languages, Literature, & Cultures	4	3	100% (3)	0%	0%	0%	75%