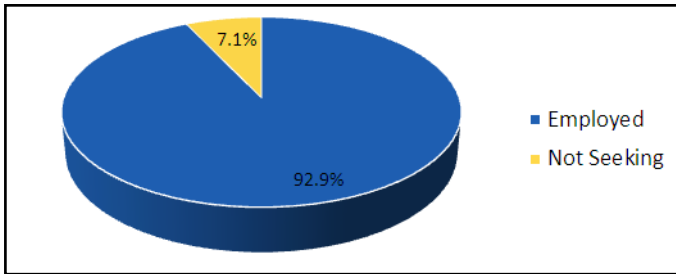


Data Collection

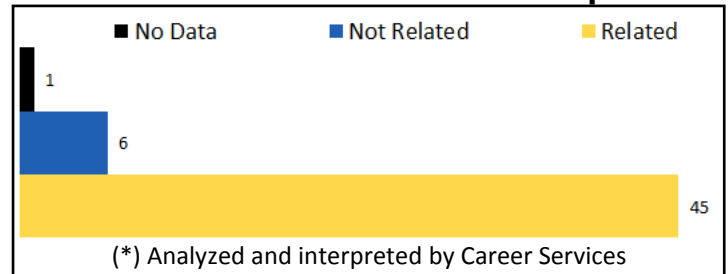
The data presented represents the employment status of those reported students who received undergraduate teaching degrees between Dec. 2012 and Aug. 2013. Employment status information was collected by Career Services through April 2014 using self-reporting surveys, faculty and departmental reports, clearinghouse data, social media, and telephone responses.

Teaching Graduates Summary



Total Teaching Graduates	66
Total Teaching Respondents	56
Teaching Response Rate	84.8%
Employed	92.9%
Continuing Education	0%
Military	0%
Still Seeking	0%
Not Seeking	7.1%

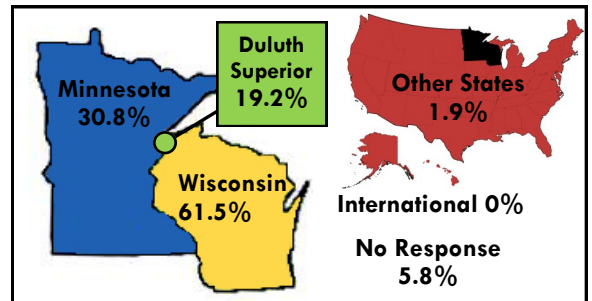
Current Work Related to Major*



Teaching Grad Salary Ranges by Department

Educational Leadership (Elem. Ed.) \$17,000—\$37,517 Avg. Salary = \$32,420	Music \$16,200 (1 student reported)
Health and Human Performance \$32,000 (1 student reported)	World Lang., Lit., and Culture \$36,000 (1 student reported) <i>- No data available for the following departments: Math, Natural Sciences and Social Inquiry</i>

Employment By State



Sample of Job Titles and Employing Schools/Districts of Teaching Graduates

1st, 2nd, 3rd, 4th, 5th, 7th, 8th
Grade Teacher
Band Director
Choir Director
Math Interventionist
Physical Education/Health
Teacher
Pre-K Teacher
Substitute Teacher

Abbotsford Public School
Ashland School District
Bowler Elementary
Cloquet Middle School
Duluth School District
Family Forum Head Start
Jack Young Middle School
Jacob's Ladder
Lafayette School Corporation

Mayville School District
Northeast Range School District
Northland Learning Center
Proctor Middle School
Rice Lake School
Superior School District
Tomahawk School District
Webster School District
West Salem School District

Teaching Grad Response Rates

Department	Teaching Grads	Total Responses	% Employed	% Cont. Education	% Still Seeking	% Other	Response Rate
Educational Leadership (Elementary Educ.)	47	40	90.0% (36)	0%	0%	10.0% (4)	85.1%
Health & Human Performance	2	2	100% (2)	0%	0%	0%	100%
Math	2	2	100% (2)	0%	0%	0%	100%
Music	3	3	100% (3)	0%	0%	0%	100%
Natural Sciences	3	3	100% (3)	0%	0%	0%	100%
Social Inquiry	5	4	100% (4)	0%	0%	0%	80.0%
World Languages, Literature, & Cultures	4	2	100% (2)	0%	0%	0%	50.0%