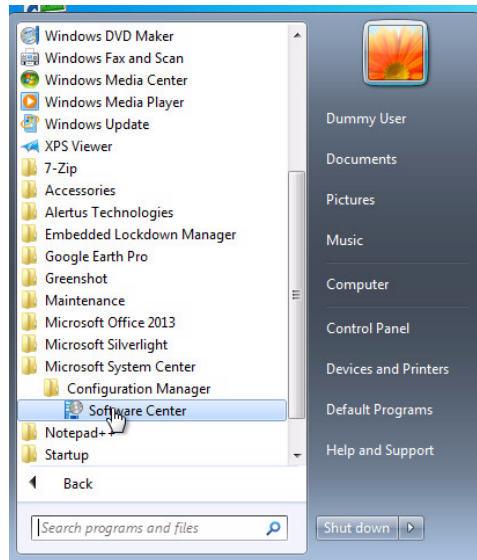


UW – Superior: Windows Updates

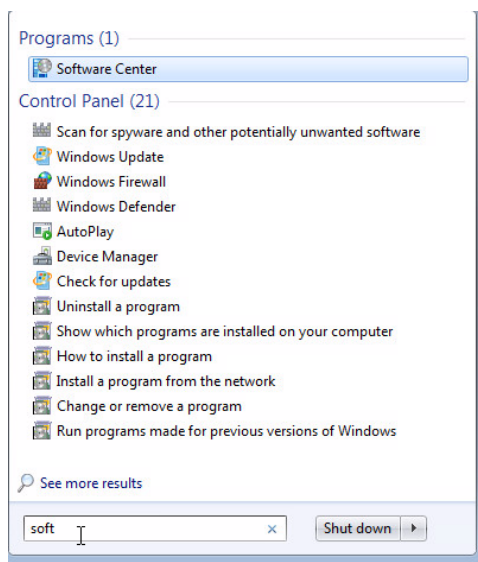
In an effort to protect our systems from Cyber-attack and provide you with the most stable OS performance, it is important that we are installing the latest Security patched from Microsoft as well as from the third party vendors. To that end we have instated monthly Microsoft patching of our systems.

Obviously we try our best to apply these patches in a way that will be the least disruptive to the campus community. Starting Monday June 19th, 2017 you will have the option to patch your systems at a time that is convenient to you. After testing has been completed on our test systems, the patches will be made available to the rest of the campus through Software Center. These monthly patches will be available on the 3rd Monday of every month thereafter.

You can access Software Center from your Start Menu by clicking on Start>All Programs>Microsoft System Center>Software Center.

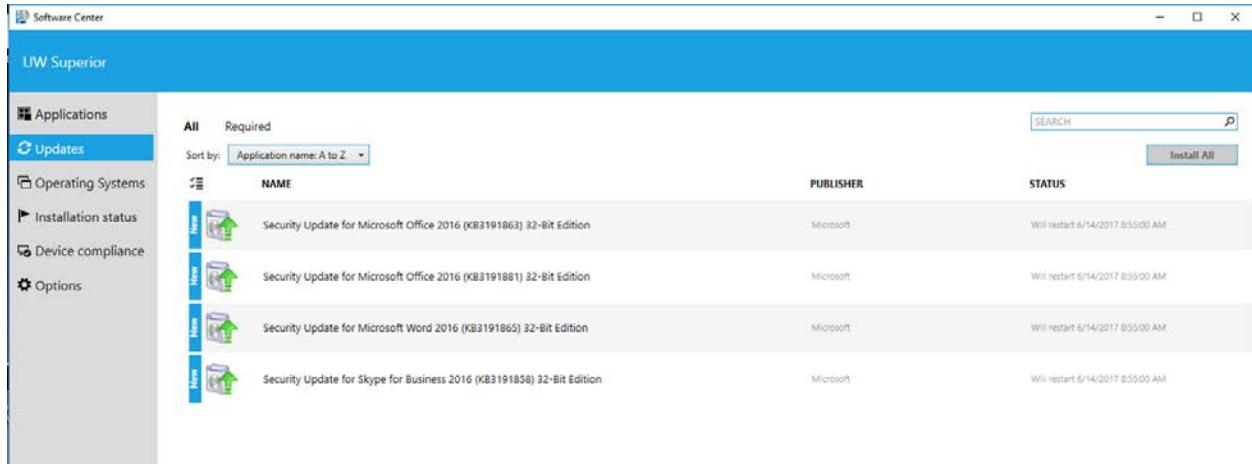


You can also click on Start and search for Software Center for quicker results.



UW – Superior: Windows Updates

From software Center, you can access your updates under the Updates Tab. To install the updates click the “Install All” button in the top right corner of your screen.



By the 4th Friday of the month, if you have not installed the updates, they will automatically be installed. Any updates that require a restart will give you 24 hours from the deadline to restart your device. You may see messages on a regular basis reminding you during that time that you need to restart your computer. These messages can be ignored for the 24 hour grace period, but at 24 hours WILL restart your device automatically if you have not done so on your own.