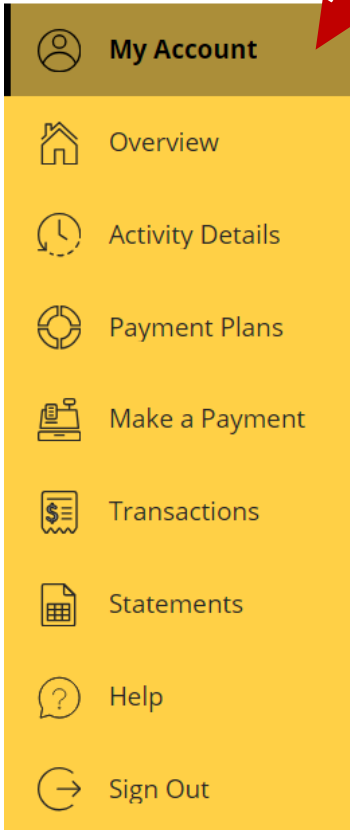


Setup SMS Notifications



Step 1) Click on *My Account* on the left side bar.

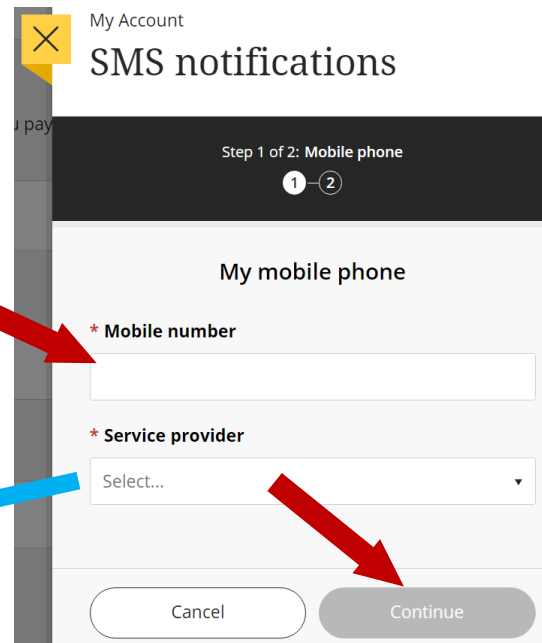
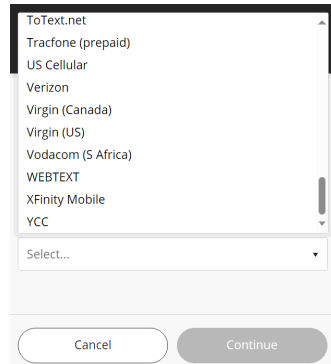


Step 2) Click on *SMS notifications*.

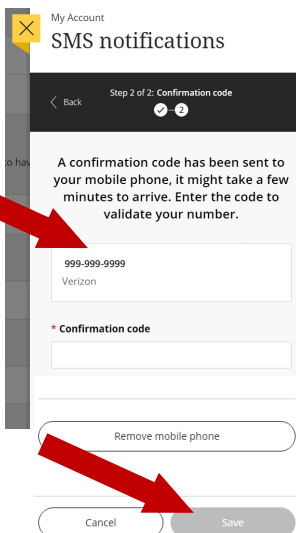
SMS notifications

[Sign up](#)

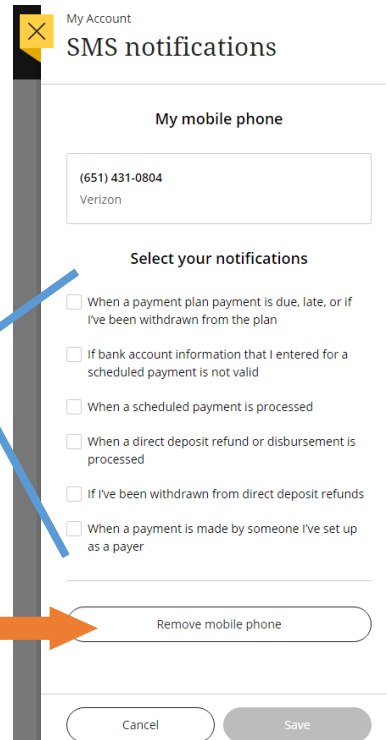
Step 3) On the *SMS notifications* popup bar **List** in your *Mobile Number* and Select your *Service provider*. Then **Click Continue**.



Step 4) A SMS message will be sent to your phone with a *Confirmation Code*. **List** the *Confirmation Code* on *SMS Notification* popup bar. Then **Click Save**.



Step 5) Finally, *Select your notifications* preferences. **We recommend selecting each one!** Then **Click Save**



Do you want to REMOVE Notifications— Click *Remove mobile phone*.